

PRODUCT SUMMARY
2026 NXH

EXPLORE

 BUILD & PRICE

COMPETITIVE COMPARISON

MODELS






PACKAGE



Premium

- Luxury
- F SPORT 2
- Ultra Luxury
- Executive
- F SPORT 3





AVAILABLE EXTERIOR COLOURS





-  Grecian Water
-  Nori Green Pearl
-  Ultra White





-  Cloudburst Grey
-  Copper Crest

-  Caviar
-  Atomic Silver

AVAILABLE INTERIOR COLOURS

-  Black with Black Open-Pore Wood Trim Leather
-  Palomino with Black Open-Pore Wood Trim NuLuxe
-  Black with Black Open-Pore Wood Trim NuLuxe
-  Macadamia with Black Open-Pore Wood Trim Leather

-  Rioja Red with Black Open-Pore Wood Trim Leather
-  Rioja Red with Black Open-Pore Wood Trim NuLuxe
-  Rioja Red with Black Prism Trim NuLuxe
-  Circuit Red with Dark Graphite Aluminum Trim NuLuxe F SPORT

-  Palomino with Black Open-Pore Wood Trim Leather
-  Palomino with Black Prism Trim NuLuxe
-  Black with Black Prism Trim NuLuxe
-  F SPORT Black with Dark Graphite Aluminum Trim NuLuxe F SPORT



EXPLORE

 BUILD & PRICE

COMPETITIVE COMPARISON

OPTIONAL PACKAGES

NX 350H

EXECUTIVE

- Panoramic Moonroof
- Premium Triple-Beam LED Headlamps
- Dark Grey and Silver Machine Finished 20" Alloys
- Lexus Interface w/ Service/Safety Connect (min. 5 yr trial), Remote /Drive Connect (3yr trial)
- Digital Display Rear View Mirror with Garage Door Opener
- Power Rear Seat Adjustments 60/40 Split
- Advanced Touch Steering Wheel
- Digital Key
- Front Cross Traffic Alert (FCTA)
- Intuitive Parking Assist with Auto Braking
- Auto Leveling Headlamp System
- Cornering Lamps
- Lexus Interface with 14" HD Touchscreen Display
- Head-Up Display
- Leather Seats
- Power Folding and Reclining Rear Seats
- Wireless Charger
- Credit Card Key
- Lane Change Assist
- Headlamp Washers
- P235/50R20
- 17 Speaker Mark Levinson Premium Audio System
- Thematic Ambient Illumination – 64 colours
- Heated Rear Seats
- 4-way Power Adjustable Driver Seat Lumbar Support
- Power Back Door with Kick Sensor
- Advanced Park
- Panoramic View Monitor (PVM)

LUXURY

- P235/50R20
- Lexus Interface w/ Service/Safety Connect (min. 5 yr trial), Remote /Drive Connect (3yr trial)
- Digital Key
- Lane Change Assist
- 20" Alloy Wheels
- Thematic Ambient Illumination – 64 colours
- Credit Card Key
- Intuitive Parking Assist with Auto Braking
- Lexus Interface with 14" HD Touchscreen Display
- Wireless Charger
- Front Cross Traffic Alert (FCTA)

F SPORT 2

- F SPORT Front Grille
- Drive Mode Select with Sport S/S+ and Custom mode
- Lexus Interface with 14" HD Touchscreen Display
- Thematic Ambient Illumination – 64 colours
- Heated 3-Spoke F SPORT Steering Wheel
- Front Performance Damper
- Lane Change Assist
- Black Roof Rails
- P235/50R20
- Lexus Interface w/ Service/Safety Connect (min. 5 yr trial), Remote /Drive Connect (3yr trial)
- F SPORT Nuluxe™ Seats
- Sport-tuned Suspension
- Wireless Charger
- Front Passenger Airbag Status Indicator
- Painted Wheel Arch Mouldings
- 20" F SPORT Black Alloy Wheels
- Head-Up Display
- Advanced Touch Steering Wheel
- Adaptive Variable Suspension (AVS)
- Front Cross Traffic Alert (FCTA)
- Intuitive Parking Assist with Auto Braking

F SPORT 3

- Panoramic Moonroof
- Painted Wheel Arch Mouldings
- Premium Triple-Beam LED Headlamps
- P235/50R20
- 17 Speaker Mark Levinson Premium Audio System
- Thematic Ambient Illumination – 64 colours
- F SPORT Nuluxe™ Seats
- Heated 3-Spoke F SPORT Steering Wheel
- Front Performance Damper
- Digital Key
- Front Cross Traffic Alert (FCTA)
- Front Passenger Airbag Status Indicator
- F SPORT Front Grille
- Auto Leveling Headlamp System
- Cornering Lamps
- 20" F SPORT Black Alloy Wheels
- Lexus Interface w/ Service/Safety Connect (min. 5 yr trial), Remote /Drive Connect (3yr trial)
- Digital Display Rear View Mirror with Garage Door Opener
- Power Rear Seat Adjustments 60/40 Split
- Sport-tuned Suspension
- Wireless Charger
- Credit Card Key
- Lane Change Assist
- Intuitive Parking Assist with Auto Braking
- Black Roof Rails
- Headlamp Washers
- Drive Mode Select with Sport S/S+ and Custom mode
- Lexus Interface with 14" HD Touchscreen Display
- Head-Up Display
- Heated Rear Seats
- Advanced Touch Steering Wheel
- Adaptive Variable Suspension (AVS)
- Power Back Door with Kick Sensor
- Advanced Park
- Panoramic View Monitor (PVM)

ULTRA LUXURY

- Panoramic Moonroof
- Premium Triple-Beam LED Headlamps
- Auto Leveling Headlamp System
- Cornering Lamps
- Headlamp Washers
- P235/50R20

2026 NXH

EXPLORE

 BUILD & PRICE

COMPETITIVE COMPARISON

- 20" Alloy Wheels
- Thematic Ambient Illumination – 64 colours
- Power Back Door with Kick Sensor
- Front Cross Traffic Alert (FCTA)
- Intuitive Parking Assist with Auto Braking
- Lexus Interface with 14" HD Touchscreen Display
- Digital Display Rear View Mirror with Garage Door Opener
- Digital Key
- Lane Change Assist
- Lexus Interface w/ Service/Safety Connect (min. 5 yr trial), Remote /Drive Connect (3yr trial)
- Wireless Charger
- Credit Card Key
- Panoramic View Monitor (PVM)

EXPLORE

 BUILD & PRICE

COMPETITIVE COMPARISON

STANDARD SPECIFICATIONS

● Standard — Not Available ^ Available

NX 350h

EXTERIOR

EXTERIOR

Panoramic Moonroof	^
Rear Bumper Protector	●
Silver Painted Roof Rails	●
Roof Mounted Spoiler	●
Mudguards	●
Power Slide / Tilt Moonroof	●
F SPORT Front Grille	^
Black Roof Rails	^
Painted Wheel Arch Mouldings	^

EXTERIOR LIGHTING

LED Fog Lamps	●
Auto Leveling Headlamp System	^
Headlamp Washers	^
Premium Triple-Beam LED Headlamps	^
Cornering Lamps	^
Premium LED Rear Combination Lamps	●
Bi-Beam LED Headlamps	●
LED Clearance Lamps	●
LED Daytime Running Lights	●

EXTERIOR MIRRORS

Heated Side Mirrors	●
Reverse Auto Tilt Mirrors	●
Integrated Signal Lamps	●
Electrochromic Side View Mirror (driver side only)	●
Power Folding Mirrors	●

MECHANICAL FEATURES

EV Mode	●
Vehicle Stability Control (VSC)	●
Hill-start Assist Control (HAC)	●
Traction Control System (TRAC)	●
Drive Mode Select (Sport, Eco and Normal Modes)	●
Drive Mode Select with Sport S/S+ and Custom mode	^

TIRES

Run-flat Tires	●
P235/60R20	^

EXPLORE

 BUILD & PRICE

COMPETITIVE COMPARISON

STANDARD SPECIFICATIONS

● Standard — Not Available ^ Available

NX 350h

P235/60R18 ●

WHEELS

Dark Grey and Silver Machine Finished 20" Alloys ^

Wheel Lock Set ●

20" F SPORT Black Alloy Wheels ^

18" Alloy Wheels ●

20" Alloy Wheels ^

WIPERS

Windshield Wiper Deicer ●

Intermittent Rear Window Wiper ●

Rain Sensing Wipers ●

INFOTAINMENT

AUDIO

Roof Mounted Shark Fin Antenna ●

USB Input/Charging Port ●

2 Rear USB Ports ●

LEXUS INTERFACE

Wireless Apple CarPlay Compatability ●

Wireless Android Auto Compatability ●

Lexus Assistant ●

Lexus Interface with 14" HD Touchscreen Display ^

Bluetooth Capability ●

17 Speaker Mark Levinson Premium Audio System ^

SiriusXM Audio ●

HD Radio ●

Lexus Interface w/ Service/Safety Connect (min. 5 yr trial), Remote/Drive Connect (3yr trial) ^

10 Speakers ●

Lexus Interface with 9.8" HD Touchscreen Display ●

Lexus Interface w/ Service/Safety Connect (min. 5 yr trial),Remote Con.(3yr trial), Drive Con. capable (Sub. Required) ●

INTERIOR

CLIMATE CONTROL

Dual-zone Automatic Climate Control ●

Dust, Pollen, Deodorizing Air Filter ●

FLOORING

Carpet Floor Mats ●

All Season Floor Mats ●

EXPLORE

 BUILD & PRICE

COMPETITIVE COMPARISON

STANDARD SPECIFICATIONS

● Standard — Not Available ^ Available

NX 350h

INSTRUMENTATION

7" Multi-information Display (MID) ●

Head-Up Display ^

INTERIOR LIGHTING

Cargo Lamp ●

Thematic Ambient Illumination – 64 colours ^

Ambient Illumination – Single colour ●

INTERIOR MIRRORS

Illuminated Vanity Mirrors ●

Digital Display Rear View Mirror with Garage Door Opener ^

Electrochromic Rear View Mirror w/Homelink (EC) ●

SEATS

Leather Seats ^

Heated Front Seats ●

Ventilated Front Seats ●

Heated Rear Seats ^

Rear Centre Armrest ●

8-way Power Adjustable Driver and Passenger Seats ●

Rear Seat Reminder ●

Power Rear Seat Adjustments 60/40 Split ^

Power Folding and Reclining Rear Seats ^

4-way Power Adjustable Driver Seat Lumbar Support ^

Lexus Driver Memory System ●

2-way Power Adjustable Driver Lumbar Support ●

F SPORT Nuluxe™ Seats ^

Rear Seat Adjustments 60/40 Split ●

NuLuxe™ Seats ●

STEERING WHEEL

Power Tilt & Telescopic Steering Wheel ●

Heated Leather Wrapped Steering Wheel ●

Steering Wheel Paddle Shifters ●

Advanced Touch Steering Wheel ^

Heated 3-Spoke F SPORT Steering Wheel ^

STORAGE

Centre Console Box with Armrest ●

TRUNK/CARGO

Cargo Area Mat ●

2026 NXH

EXPLORE

 BUILD & PRICE

COMPETITIVE COMPARISON

STANDARD SPECIFICATIONS

● Standard — Not Available ^ Available

NX 350h

Cargo Net

●

Cargo Area Tonneau Cover

●

WINDOWS

Power Windows with Auto Up/Down for All Windows

●

Rear Window Defogger

●

Rear Privacy Glass

●

Front Windshield Acoustic Glass

●

Front Side Acoustic Glass

●

POWERTRAIN & MECHANICAL

BRAKES

Antilock Braking System (ABS)

●

Front Ventilated Disc Brakes

●

Electronic Brake Force Distribution (EBD)

●

Brake Assist (BA)

●

Rear Disc Brakes

●

Electric Parking Brake (EPB)

●

ENGINE

Lexus Hybrid Drive

●

Variable Valve Timing with Intelligence Electrically Driven on Intake Cam (VVT-iE)

●

2.5 Litre 4-cylinder DOHC 16-Valve

●

MECHANICAL FEATURES

Trail Mode

●

AWD-e

●

STEERING MECHANICAL

Electric Power Steering (EPS)

●

SUSPENSION

Independent Macpherson Strut Front Suspension

●

Front and Rear Stabilizer Bar

●

Independent Double Wishbone Rear Suspension

●

Coil Springs

●

Sport-tuned Suspension

^

Adaptive Variable Suspension (AVS)

^

Front Performance Damper

^

TRANSMISSION

Sequential Shift Mode

●

Electronically Controlled Continuously Variable Transmission (ECT)

●

EXPLORE

 BUILD & PRICE

COMPETITIVE COMPARISON

STANDARD SPECIFICATIONS

● Standard — Not Available ^ Available

NX 350h

SAFETY & CONVENIENCE

CONVENIENCE

Garage Door Opener	●
Wireless Charger	^
Power Back Door with Kick Sensor	^
Smart Key System w/Push Button Start	●
Sunglass Storage in Front Console Box	●
Digital Key	^
Credit Card Key	^
Advanced Park	^
Rear Camera Washer	●
Power Rear Door	●

LEXUS SAFETY SYSTEM+ 3.0

Road Sign Assist	●
Pre-Collision System with Pedestrian Detection, Bicycle Detection and Motorcycle Detection	●
Dynamic Radar Cruise Control with Curve Speed Management	●
Lane Departure Alert with Steering Assist	●
Risk Avoidance Emergency Steer Assist	●
Emergency Driving Stop Support	●
Left Turn Oncoming Vehicle Detection/Braking	●
Right/Left Turn Oncoming Pedestrian Detection/Braking	●
Front to Front Oncoming Vehicle Detection	●
Automatic High Beam	●
Front Cross Traffic Alert (FCTA)	^
Lane Change Assist	^

SAFETY

Driver Knee Airbag	●
Front Seat Side Airbags	●
Panoramic View Monitor (PVM)	^
Front and Rear Side Curtain Shield Airbags	●
Blind Spot Monitor with RCTA	●
Front Passenger Seat Cushion Airbag	●
Intuitive Parking Assist with Auto Braking	^
Anchor Points for Child Restraint Seats	●
Dual Stage Driver & Passenger Airbags	●
Digital Latch with Safe Exit Assist	●
Backup Camera with Back Guide Monitor (BGM)	●
Front Passenger Airbag Status Indicator	^

EXPLORE

 BUILD & PRICE

COMPETITIVE COMPARISON

STANDARD SPECIFICATIONS

● Standard — Not Available ^ Available

NX 350h

Intuitive Parking Assist with Auto Braking

^

SECURITY

Engine Immobilizer

●

WARNING

Tire Pressure Monitor System

●


DIMENSIONS

DIMENSIONS

Transmission	eCVT
Drivetrain	AWD
Number Cylinders	4
Body Type	4D
Horsepower (kW)	240 (179)
Fuel Capacity litres (gal.)	55 (15)
Fuel Consumption - City/Highway/Combined L/100km	5.7/6.4/6
Fuel Consumption - City/Highway/Combined mpg	50/44/47
Length mm (in.)	4659 (183.4)
Width mm (in.)	1865 (73.4)
Height mm (in.)	1679 (66.1)
Wheelbase mm (in.)	2690 (105.9)
Ground Clearance mm (in.)	185 (7.3)
Seating Capacity	5
Airbags	8
Front Headroom mm (in.)	943 (-)
Rear Headroom mm (in.)	950 (-)
Front Legroom mm (in.)	1042 (41)
Rear Legroom mm (in.)	917 (36.1)
Front Shoulder Room mm (in.)	1430 (56.3)
Rear Shoulder Room mm (in.)	1372 (54)
Cargo Capacity Behind 2nd Seat-Max. Cap. L (cu.Ft.)	643 (22.7)
Cargo Capacity L (cu. Ft.)	1328 (46.9)
Gross Vehicle Weight kg (lbs)	2380 (5247)
Towing Capacity kg (lbs.)	907 (2000)
Payload(GVWR-curb weight) kg (lbs.)	580 (1279)
Base Curb Weight kg (lbs.)	1799.99 (3968.3)
Turning Circle m. (ft.)	5.8 (19)
Approach Angle (Degrees)	16
Departure Angle (Degrees)	25
Coefficient of Drag (cd.)	0.35

2026 NXH

EXPLORE

 BUILD & PRICE

COMPETITIVE COMPARISON

STANDARD SPECIFICATIONS

● Standard — Not Available ^ Available

NX 350h

Number of Tires	4
Front Tread mm (in.)	1605 (63.2)
Rear Tread mm (in.)	1625 (64)

EXPLORE

 BUILD & PRICE

COMPETITIVE COMPARISON

IMPORTANT PRODUCT INFORMATION

This page contains information and product warnings for a wide variety of specifications, not all of which will be specifications that come with your selected vehicle.

Global supply issues affecting the automotive manufacturing industry are causing new vehicle delivery delays and inventory of some vehicles may be limited. Please contact your local Toyota dealer for information about availability of your preferred Toyota vehicle

* Payload Capacity is the calculation of GVWR minus curb weight and should be used for comparison purposes only. The maximum amount of passenger and cargo weight your vehicle can carry is the Load Carrying Capacity indicated on the label(s) on the driver's doorjamb.

** Due to supply chain shortages, until further notice certain 2023 models equipped with the Digital Display Rear View Mirror will be built with the Auto-Dimming Mirror instead. Please reach out to a Toyota dealership for more details.

Connected Services (general mentions)

Driving while distracted can result in loss of vehicle control. Some features may be locked out while the vehicle is in gear. To reduce risk of accident while driving, exercise care when using the systems (even with the voice commands) and obey all local laws concerning use of the systems while driving (as some laws prohibit the use of electronic devices while operating a vehicle). Once the Connected Services by Toyota trial subscription expires, paid enrollment is required. Apple CarPlay, iPhone and Siri are trademarks of Apple Inc. Android Auto and Google Assistant are trademarks of Google LLC. A compatible customer phone pairing is required and customers are responsible for all data charges. Services are dependent upon connection to a compatible wireless network, provided by a third-party wireless service provider. Toyota is not responsible for cellular network discontinuance and will not provide compensation for reduced service availability.

Remote Connect. Use only if aware of circumstances surrounding vehicle and it is legal and safe to do so (e.g., do not remotely start engine if vehicle is in an enclosed space or vehicle is occupied by a child). Remote Connect depends on factors outside of Toyota's control, including an operative telematics device, a cellular connection, GPS signal, and the availability of a compatible wireless network, without which system functionality and availability may be limited or precluded. Digital Key also requires Bluetooth connectivity. Service may vary by vehicle and region. Requires app download and registration/subscription after trial (if applicable). Terms of Use apply. Data charges may apply. Remote start/stop not available on manual transmission-equipped vehicles. Services subject to change at any time without notice.

Safety Connect depends on factors outside of Toyota's control, including an operative telematics device, a cellular connection, GPS signal, and the availability of a compatible wireless network, without which system functionality and availability may be limited or precluded, including access to response center and emergency support. Stolen vehicle police report required to use Stolen Vehicle Locator. Automatic Collision Notification activates only in limited circumstances. Requires app download/registration and subscription after trial (if applicable). Service subject to change at any time without notice. Terms of Use apply. Service may vary by vehicle and region. See usage precautions and service limitations in Owner's Manual.

Drive Connect services not available in every city or roadway.

Service Connect information provided is based on the last time data was collected from the vehicle and is not real time data. Service Connect is not renewable as a stand-alone service and requires a subscription to any of Safety Connect, Remote Connect or Drive Connect upon trial expiration.

Birds Eye Camera: Cold weather and other environmental factors may limit system. Operates at low speed or when parked. Do not rely exclusively on the system as it is not intended to replace safe attentive operation of the vehicle. You should also look around outside your vehicle, over your shoulder and use your mirrors to confirm clearance.

Qi Wireless charging: Qi wireless charging may not be compatible with all mobile phones, MP3/WMA players and like models. When using the wireless charging system avoid placing metal objects between the wireless charger and the mobile device when charging is active. Doing so may cause metal objects to become hot and could cause burns.

Towing Capability: Before towing, confirm your vehicle and trailer are compatible, hooked up and loaded properly and that you have any necessary additional equipment. Do not exceed any Weight Ratings and follow all instructions in your Owner's Manual. The maximum you can tow depends on base curb weight plus the total weight of any cargo, occupants, and added vehicle equipment. "Added vehicle equipment" includes additional standard/optional equipment and accessories added by the manufacturer, dealers, and /or vehicle owners. The only way to be certain of your vehicle's exact curb weight is to weigh your vehicle without passengers or cargo. Installation of a tow hitch receiver or other accessories located near the rear bumper may require disabling or removing the kick sensor, and the sensor operation setting in your vehicle should be turned off. See Owner's Manual for limitations.

Toyota Safety Sense (TSS) Drivers should always be responsible for their own safe driving. Please always pay attention to your surroundings and drive safely. Depending on the conditions of roads, vehicles, weather, etc., the TSS systems may not work as intended.

Pre-Collisions System with Pedestrian & Bicyclist Detection: The TSS Pre-Collision System is designed to help avoid or reduce the impact speed and damage in certain frontal collisions only. The Pedestrian and Bicycle Detection system is designed to detect a pedestrian and bicyclist ahead of the vehicle, determine if impact is imminent and help reduce impact speed. It is not a substitute for safe and attentive driving. System effectiveness depends on many factors, such as speed, size and position of pedestrians and bicyclists, driver input and weather, light and road conditions. Do not overly rely on the Intuitive Intersection Support system. Always visually confirm that it is safe to proceed. System may not operate depending on the traffic conditions and intersection configuration. Intersection Support will NOT detect pedestrians crossing the road in the same direction as the vehicle. Emergency Steering Assist may not operate if an oncoming vehicle or an obstacle that would prevent a safe evasive manoeuvre are detected.

Automatic High Beam: Automatic High Beam system operates at speeds above approximately 34 km/h. Factors such as a dirty windshield, variable weather, lighting conditions and hilly terrain will limit effectiveness, requiring the driver to manually turn it off.

Lane Departure Alert with Steering Assist: Lane Departure Alert with Steering Assist is designed to read lane markers under certain conditions and provide visual and audible alerts and slight steering force when lane departure is detected. It is not a collision-avoidance system or a substitute for safe and attentive driving.

Dynamic Radar Cruise Control: Dynamic Radar Cruise Control is designed to assist the driver and is not a collision-avoidance system or a substitute for safe and attentive driving practices. System effectiveness depends on many factors such as weather, traffic and road conditions.

Lane Tracing (Trace) Assist (LTA): Lane Tracing (Trace) Assist (LTA) is designed to read visible lane markers and detect other vehicles under certain conditions. When potential lane departure is detected, LTA provides a visual warning and either an audible alert or vibration in the steering wheel and can apply a slight steering force. It is not a collision-avoidance system or a substitute for safe and attentive driving. Effectiveness is dependent on many factors including road, weather and vehicle conditions.

Colours: Not all exterior and interior colour options are available for every model. Some colours are available at an additional cost. Contact your Dealer for more information.

Fuel efficiency estimates: Fuel efficiency estimates were determined using approved Government of Canada Test Methods. Actual fuel consumption will vary based on driving habits and other factors.

Blind Spot Monitor System and Rear Cross-Traffic Alert System: Do not rely exclusively on the Blind Spot Monitor System and Rear Cross-Traffic Alert System. They are not collision-avoidance systems or substitutes for safe and attentive driving. Short Range Key Fob Remote Start: Active DCM required. DCM is active during connected services trial periods or with a paid subscription for connected services. Waiving your connected services will deactivate the DCM.

Details on the above features can be found in the Owner's Manuals (available on-line at toyota.ca) or through your local Toyota Dealer and pertains specifically to vehicles sold in Canada at authorized Toyota dealerships only. Every effort has been made to ensure the specifications and equipment described are accurate based on information available at time of creation of this Product Summary. In some cases, certain changes in production capacity, standard equipment, options or product delays may occur which would not be automatically reflected in this Product Summary. Toyota Canada Inc. reserves the right to make these changes without notice or obligation. The Toyota website toyota.ca is updated regularly and it or your Toyota Dealer are your best source for up-to-date information.

Date and mileage limitations refer to whichever comes first from the date of first purchase. Warranty coverage is subject to other terms and conditions. Refer to applicable Warranty and Maintenance Guide for full details.

2026 NX

EXPLORE

 BUILD & PRICE

COMPETITIVE COMPARISON

MODELS





NX 350



PACKAGE



Premium

- Luxury
- F SPORT 2
- Ultra Luxury
- Executive
- F SPORT 3





AVAILABLE EXTERIOR COLOURS





-  Grecian Water
-  Nori Green Pearl
-  Ultra White





-  Cloudburst Grey
-  Copper Crest

-  Caviar
-  Atomic Silver

AVAILABLE INTERIOR COLOURS

-  Black with Black Open-Pore Wood Trim Leather
-  Palomino with Black Open-Pore Wood Trim NuLuxe
-  Rioja Red with Black Prism Trim NuLuxe
-  Black with Black Prism Trim NuLuxe

-  Rioja Red with Black Open-Pore Wood Trim Leather
-  Palomino with Black Prism Trim NuLuxe
-  Black with Black Open-Pore Wood Trim NuLuxe
-  Circuit Red with Dark Graphite Aluminum Trim NuLuxe F SPORT

-  Palomino with Black Open-Pore Wood Trim Leather
-  Rioja Red with Black Open-Pore Wood Trim NuLuxe
-  Macadamia with Black Open-Pore Wood Trim Leather
-  F SPORT Black with Dark Graphite Aluminum Trim NuLuxe F SPORT



EXPLORE

 BUILD & PRICE

COMPETITIVE COMPARISON

OPTIONAL PACKAGES

NX 350

EXECUTIVE

- Panoramic Moonroof
- Premium Triple-Beam LED Headlamps
- Dark Grey and Silver Machine Finished 20" Alloys
- Lexus Interface w/ Service/Safety Connect (min. 5 yr trial), Remote /Drive Connect (3yr trial)
- Digital Display Rear View Mirror with Garage Door Opener
- Power Rear Seat Adjustments 60/40 Split
- Wireless Charger
- Credit Card Key
- Lane Change Assist
- Intuitive Parking Assist with Auto Braking
- Auto Leveling Headlamp System
- Cornering Lamps
- Lexus Interface with 14" HD Touchscreen Display
- Head-Up Display
- Leather Seats
- 4-way Power Adjustable Driver Seat Lumbar Support
- Power Back Door with Kick Sensor
- Advanced Park
- Risk Avoidance Emergency Steer Assist (With Active Support)
- Headlamp Washers
- P235/50R20
- 17 Speaker Mark Levinson Premium Audio System
- Thematic Ambient Illumination – 64 colours
- Heated Rear Seats
- Advanced Touch Steering Wheel
- Digital Key
- Front Cross Traffic Alert (FCTA)
- Panoramic View Monitor (PVM)

LUXURY

- P235/50R20
- Lexus Interface w/ Service/Safety Connect (min. 5 yr trial), Remote /Drive Connect (3yr trial)
- Digital Key
- Lane Change Assist
- 20" Alloy Wheels
- Thematic Ambient Illumination – 64 colours
- Credit Card Key
- Risk Avoidance Emergency Steer Assist (With Active Support)
- Lexus Interface with 14" HD Touchscreen Display
- Wireless Charger
- Front Cross Traffic Alert (FCTA)
- Intuitive Parking Assist with Auto Braking

F SPORT 2

- F SPORT Front Grille
- Drive Mode Select with Sport S/S+ and Custom mode
- Lexus Interface with 14" HD Touchscreen Display
- Thematic Ambient Illumination – 64 colours
- Advanced Touch Steering Wheel
- Front Performance Damper
- Lane Change Assist
- Black Roof Rails
- P235/50R20
- Lexus Interface w/ Service/Safety Connect (min. 5 yr trial), Remote /Drive Connect (3yr trial)
- F SPORT Nuluxe™ Seats
- Sport-tuned Suspension
- Wireless Charger
- Risk Avoidance Emergency Steer Assist (With Active Support)
- Painted Wheel Arch Mouldings
- 20" F SPORT Black Alloy Wheels
- Head-Up Display
- 3-Spoke F SPORT Steering Wheel
- Adaptive Variable Suspension (AVS)
- Front Cross Traffic Alert (FCTA)
- Intuitive Parking Assist with Auto Braking

F SPORT 3

- Panoramic Moonroof
- Painted Wheel Arch Mouldings
- Premium Triple-Beam LED Headlamps
- P235/50R20
- 17 Speaker Mark Levinson Premium Audio System
- Thematic Ambient Illumination – 64 colours
- F SPORT Nuluxe™ Seats
- Advanced Touch Steering Wheel
- Front Performance Damper
- Digital Key
- Front Cross Traffic Alert (FCTA)
- Panoramic View Monitor (PVM)
- F SPORT Front Grille
- Auto Leveling Headlamp System
- Cornering Lamps
- 20" F SPORT Black Alloy Wheels
- Lexus Interface w/ Service/Safety Connect (min. 5 yr trial), Remote /Drive Connect (3yr trial)
- Digital Display Rear View Mirror with Garage Door Opener
- Power Rear Seat Adjustments 60/40 Split
- Sport-tuned Suspension
- Wireless Charger
- Credit Card Key
- Lane Change Assist
- Intuitive Parking Assist with Auto Braking
- Black Roof Rails
- Headlamp Washers
- Drive Mode Select with Sport S/S+ and Custom mode
- Lexus Interface with 14" HD Touchscreen Display
- Head-Up Display
- Heated Rear Seats
- 3-Spoke F SPORT Steering Wheel
- Adaptive Variable Suspension (AVS)
- Power Back Door with Kick Sensor
- Advanced Park
- Risk Avoidance Emergency Steer Assist (With Active Support)

ULTRA LUXURY

- Panoramic Moonroof
- Premium Triple-Beam LED Headlamps
- Auto Leveling Headlamp System
- Cornering Lamps
- Headlamp Washers
- P235/50R20

2026 NX

EXPLORE

 BUILD & PRICE

COMPETITIVE COMPARISON

- 20" Alloy Wheels
- Thematic Ambient Illumination – 64 colours
- Power Back Door with Kick Sensor
- Front Cross Traffic Alert (FCTA)
- Panoramic View Monitor (PVM)
- Lexus Interface with 14" HD Touchscreen Display
- Digital Display Rear View Mirror with Garage Door Opener
- Digital Key
- Lane Change Assist
- Intuitive Parking Assist with Auto Braking
- Lexus Interface w/ Service/Safety Connect (min. 5 yr trial), Remote /Drive Connect (3yr trial)
- Wireless Charger
- Credit Card Key
- Risk Avoidance Emergency Steer Assist (With Active Support)

EXPLORE

 BUILD & PRICE

COMPETITIVE COMPARISON

STANDARD SPECIFICATIONS

NX 350

● Standard — Not Available ^ Available

EXTERIOR

EXTERIOR

Panoramic Moonroof	^
F SPORT Front Grille	^
Rear Bumper Protector	●
Silver Painted Roof Rails	●
Black Roof Rails	^
Roof Mounted Spoiler	●
Painted Wheel Arch Mouldings	^
Power Slide / Tilt Moonroof	●
Mudguards	●

EXTERIOR LIGHTING

LED Fog Lamps	●
Auto Leveling Headlamp System	^
Headlamp Washers	^
Premium Triple-Beam LED Headlamps	^
Cornering Lamps	^
Premium LED Rear Combination Lamps	●
Bi-Beam LED Headlamps	●
LED Clearance Lamps	●
LED Daytime Running Lights	●

EXTERIOR MIRRORS

Power Folding Mirrors	●
Heated Side Mirrors	●
Reverse Auto Tilt Mirrors	●
Integrated Signal Lamps	●
Electrochromic Side View Mirror (driver side only)	●

MECHANICAL FEATURES

Hill-start Assist Control (HAC)	●
DAC (Downhill Assist Control)	●
Drive Mode Select with Sport S/S+ and Custom mode	^
Drive Mode Select (Sport, Eco and Normal Modes)	●

TIRES

Run-flat Tires	●
P235/50R20	^
P235/60R18	●

WHEELS

2026 NX

EXPLORE

 BUILD & PRICE

COMPETITIVE COMPARISON

STANDARD SPECIFICATIONS

● Standard — Not Available ^ Available

NX 350

20" F SPORT Black Alloy Wheels	^
Wheel Lock Set	●
20" Alloy Wheels	^
18" Alloy Wheels	●
Dark Grey and Silver Machine Finished 20" Alloys	^

WIPERS

Windshield Wiper Deicer	●
Intermittent Rear Window Wiper	●
Rain Sensing Wipers	●

INFOTAINMENT

AUDIO

Roof Mounted Shark Fin Antenna	●
USB Input/Charging Port	●
2 Rear USB Ports	●

LEXUS INTERFACE

Wireless Apple CarPlay Compatability	●
Wireless Android Auto Compatability	●
Lexus Assistant	●
Lexus Interface with 14" HD Touchscreen Display	^
Bluetooth Capability	●
17 Speaker Mark Levinson Premium Audio System	^
SiriusXM Audio	●
HD Radio	●
Lexus Interface w/ Service/Safety Connect (min. 5 yr trial), Remote/Drive Connect (3yr trial)	^
10 Speakers	●
Lexus Interface with 9.8" HD Touchscreen Display	●
Lexus Interface w/ Service/Safety Connect (min. 5 yr trial), Remote Con.(3yr trial), Drive Con. capable (Sub. Required)	●

INTERIOR

CLIMATE CONTROL

Dual-zone Automatic Climate Control	●
Dust, Pollen, Deodorizing Air Filter	●

FLOORING

Carpet Floor Mats	●
All Season Floor Mats	●

INSTRUMENTATION

7" Multi-information Display (MID)	●
------------------------------------	---

EXPLORE

 BUILD & PRICE

COMPETITIVE COMPARISON

STANDARD SPECIFICATIONS

● Standard — Not Available ^ Available

NX 350

Head-Up Display

^

INTERIOR LIGHTING

Cargo Lamp

●

Thematic Ambient Illumination – 64 colours

^

Ambient Illumination – Single colour

●

INTERIOR MIRRORS

Illuminated Vanity Mirrors

●

Digital Display Rear View Mirror with Garage Door Opener

^

Electrochromic Rear View Mirror w/Homelink (EC)

●

SEATS

Ventilated Front Seats

●

Heated Rear Seats

^

Rear Centre Armrest

●

8-way Power Adjustable Driver and Passenger Seats

●

2-way Power Adjustable Driver Lumbar Support

●

F SPORT Nuluxe™ Seats

^

Rear Seat Reminder

●

Power Rear Seat Adjustments 60/40 Split

^

Lexus Driver Memory System

●

Heated Front Seats

●

Rear Seat Adjustments 60/40 Split

●

NuLuxe™

●

Leather Seats

^

4-way Power Adjustable Driver Seat Lumbar Support

^

STEERING WHEEL

Power Tilt & Telescopic Steering Wheel

●

3-Spoke F SPORT Steering Wheel

^

Steering Wheel Paddle Shifters

●

Advanced Touch Steering Wheel

^

Leather Wrapped Steering Wheel

●

STORAGE

Centre Console Box with Armrest

●

TRUNK/CARGO

Cargo Area Mat

●

Cargo Net

●

Cargo Area Tonneau Cover

●

WINDOWS

2026 NX

EXPLORE

 BUILD & PRICE

COMPETITIVE COMPARISON

Power Windows with Auto Up/Down for All Windows ●

Rear Window Defogger ●

Rear Privacy Glass ●

Front Windshield Acoustic Glass ●

Front Side Acoustic Glass ●

POWERTRAIN & MECHANICAL

BRAKES

Antilock Braking System (ABS) ●

Front Ventilated Disc Brakes ●

Electronic Brake Force Distribution (EBD) ●

Brake Assist (BA) ●

Rear Disc Brakes ●

Electric Parking Brake (EPB) ●

ENGINE

Dual Variable Valve Timing with intelligence (VVT-i) ●

Intercooled ●

Turbocharged ●

Active Noise Control ●

2.4-Litre Turbo Gas Engine ●

MECHANICAL FEATURES

Traction Control System (TRAC) ●

Trail Mode ●

Electronically Controlled Full-Time All-Wheel Drive (AWD) ●

STEERING MECHANICAL

Electric Power Steering (EPS) ●

SUSPENSION

Independent Macpherson Strut Front Suspension ●

Sport-tuned Suspension ^

Adaptive Variable Suspension (AVS) ^

Front and Rear Stabilizer Bar ●

Independent Double Wishbone Rear Suspension ●

Coil Springs ●

Front Performance Damper ^

TRANSMISSION

Sequential Shift Mode ●

Direct Shift 8-speed Automatic ●

EXPLORE

 BUILD & PRICE

COMPETITIVE COMPARISON

STANDARD SPECIFICATIONS

● Standard — Not Available ^ Available

NX 350

SAFETY & CONVENIENCE

CONVENIENCE

Garage Door Opener	●
Wireless Charger	^
Power Back Door with Kick Sensor	^
Smart Key System w/Push Button Start	●
Sunglass Storage in Front Console Box	●
Digital Key	^
Credit Card Key	^
Advanced Park	^
Rear Camera Washer	●
Power Rear Door	●

LEXUS SAFETY SYSTEM+ 3.0

Road Sign Assist	●
Pre-Collision System with Pedestrian Detection, Bicycle Detection and Motorcycle Detection	●
Dynamic Radar Cruise Control with Curve Speed Management	●
Lane Departure Alert with Steering Assist	●
Risk Avoidance Emergency Steer Assist	●
Emergency Driving Stop Support	●
Left Turn Oncoming Vehicle Detection/Braking	●
Right/Left Turn Oncoming Pedestrian Detection/Braking	●
Front to Front Oncoming Vehicle Detection	●
Automatic High Beam	●
Front Cross Traffic Alert (FCTA)	^
Lane Change Assist	^
Risk Avoidance Emergency Steer Assist (With Active Support)	^

SAFETY

Driver Knee Airbag	●
Front Seat Side Airbags	●
Panoramic View Monitor (PVM)	^
Front and Rear Side Curtain Shield Airbags	●
Blind Spot Monitor with RCTA	●
Front Passenger Seat Cushion Airbag	●
Backup Camera with Back Guide Monitor (BGM)	●
Front Passenger Airbag Status Indicator	●
Anchor Points for Child Restraint Seats	●
Dual Stage Driver & Passenger Airbags	●
Intuitive Parking Assist with Auto Braking	^

2026 NX

EXPLORE

 BUILD & PRICE

COMPETITIVE COMPARISON

STANDARD SPECIFICATIONS

● Standard — Not Available ^ Available

NX 350

Digital Latch with Safe Exit Assist

●

SECURITY

Engine Immobilizer

●

WARNING

Tire Pressure Monitor System

●


DIMENSIONS

DIMENSIONS

Transmission	8 Speed Automatic
Drivetrain	AWD
Number Cylinders	4
Body Type	4D
Horsepower (kW)	275 @ 6000 RPM
Fuel Capacity litres (gal.)	57 (15)
Fuel Consumption - City/Highway/Combined L/100km	10.9/8.5/9.8
Fuel Consumption - City/Highway/Combined mpg	26/33/29
Length mm (in.)	4660 (183.4)
Width mm (in.)	1865 (-)
Height mm (in.)	1679 (66.1)
Wheelbase mm (in.)	2690 (105.9)
Ground Clearance mm (in.)	206 (8.1)
Seating Capacity	5
Airbags	8
Front Headroom mm (in.)	942 (37.1)
Rear Headroom mm (in.)	968 (38.1)
Front Legroom mm (in.)	1042 (41)
Rear Legroom mm (in.)	917 (36.1)
Front Shoulder Room mm (in.)	1430 (56.3)
Rear Shoulder Room mm (in.)	1372 (54)
Cargo Capacity Behind 2nd Seat-Max. Cap. L (cu.Ft.)	643 (-)
Cargo Capacity L (cu. Ft.)	1328 (46.9)
Gross Vehicle Weight kg (lbs)	2369.98 (5224.9)
Towing Capacity kg (lbs.)	910 (2006)
Payload(GVWR-curb weight) kg (lbs.)	610 (1345)
Base Curb Weight kg (lbs.)	1759.99 (3880.1)
Turning Circle m. (ft.)	5.8 (19)
Approach Angle (Degrees)	16
Departure Angle (Degrees)	25
Coefficient of Drag (cd.)	0.35

2026 NX

EXPLORE

 BUILD & PRICE

COMPETITIVE COMPARISON

STANDARD SPECIFICATIONS

● Standard — Not Available ^ Available

NX 350

Number of Tires	4
Front Tread mm (in.)	1606 (63.2)
Rear Tread mm (in.)	1626 (64)
Total Torque (lb-ft)	317 @ 1700 - 3600 RPM

EXPLORE

 BUILD & PRICE

COMPETITIVE COMPARISON

IMPORTANT PRODUCT INFORMATION

This page contains information and product warnings for a wide variety of specifications, not all of which will be specifications that come with your selected vehicle.

Global supply issues affecting the automotive manufacturing industry are causing new vehicle delivery delays and inventory of some vehicles may be limited. Please contact your local Toyota dealer for information about availability of your preferred Toyota vehicle

* Payload Capacity is the calculation of GVWR minus curb weight and should be used for comparison purposes only. The maximum amount of passenger and cargo weight your vehicle can carry is the Load Carrying Capacity indicated on the label(s) on the driver's doorjamb.

** Due to supply chain shortages, until further notice certain 2023 models equipped with the Digital Display Rear View Mirror will be built with the Auto-Dimming Mirror instead. Please reach out to a Toyota dealership for more details.

Connected Services (general mentions)

Driving while distracted can result in loss of vehicle control. Some features may be locked out while the vehicle is in gear. To reduce risk of accident while driving, exercise care when using the systems (even with the voice commands) and obey all local laws concerning use of the systems while driving (as some laws prohibit the use of electronic devices while operating a vehicle). Once the Connected Services by Toyota trial subscription expires, paid enrollment is required. Apple CarPlay, iPhone and Siri are trademarks of Apple Inc. Android Auto and Google Assistant are trademarks of Google LLC. A compatible customer phone pairing is required and customers are responsible for all data charges. Services are dependent upon connection to a compatible wireless network, provided by a third-party wireless service provider. Toyota is not responsible for cellular network discontinuance and will not provide compensation for reduced service availability.

Remote Connect. Use only if aware of circumstances surrounding vehicle and it is legal and safe to do so (e.g., do not remotely start engine if vehicle is in an enclosed space or vehicle is occupied by a child). Remote Connect depends on factors outside of Toyota's control, including an operative telematics device, a cellular connection, GPS signal, and the availability of a compatible wireless network, without which system functionality and availability may be limited or precluded. Digital Key also requires Bluetooth connectivity. Service may vary by vehicle and region. Requires app download and registration/subscription after trial (if applicable). Terms of Use apply. Data charges may apply. Remote start/stop not available on manual transmission-equipped vehicles. Services subject to change at any time without notice.

Safety Connect depends on factors outside of Toyota's control, including an operative telematics device, a cellular connection, GPS signal, and the availability of a compatible wireless network, without which system functionality and availability may be limited or precluded, including access to response center and emergency support. Stolen vehicle police report required to use Stolen Vehicle Locator. Automatic Collision Notification activates only in limited circumstances. Requires app download/registration and subscription after trial (if applicable). Service subject to change at any time without notice. Terms of Use apply. Service may vary by vehicle and region. See usage precautions and service limitations in Owner's Manual.

Drive Connect services not available in every city or roadway.

Service Connect information provided is based on the last time data was collected from the vehicle and is not real time data. Service Connect is not renewable as a stand-alone service and requires a subscription to any of Safety Connect, Remote Connect or Drive Connect upon trial expiration.

Birds Eye Camera: Cold weather and other environmental factors may limit system. Operates at low speed or when parked. Do not rely exclusively on the system as it is not intended to replace safe attentive operation of the vehicle. You should also look around outside your vehicle, over your shoulder and use your mirrors to confirm clearance.

Qi Wireless charging: Qi wireless charging may not be compatible with all mobile phones, MP3/WMA players and like models. When using the wireless charging system avoid placing metal objects between the wireless charger and the mobile device when charging is active. Doing so may cause metal objects to become hot and could cause burns.

Towing Capability: Before towing, confirm your vehicle and trailer are compatible, hooked up and loaded properly and that you have any necessary additional equipment. Do not exceed any Weight Ratings and follow all instructions in your Owner's Manual. The maximum you can tow depends on base curb weight plus the total weight of any cargo, occupants, and added vehicle equipment. "Added vehicle equipment" includes additional standard/optional equipment and accessories added by the manufacturer, dealers, and /or vehicle owners. The only way to be certain of your vehicle's exact curb weight is to weigh your vehicle without passengers or cargo. Installation of a tow hitch receiver or other accessories located near the rear bumper may require disabling or removing the kick sensor, and the sensor operation setting in your vehicle should be turned off. See Owner's Manual for limitations.

Toyota Safety Sense (TSS) Drivers should always be responsible for their own safe driving. Please always pay attention to your surroundings and drive safely. Depending on the conditions of roads, vehicles, weather, etc., the TSS systems may not work as intended.

Pre-Collisions System with Pedestrian & Bicyclist Detection: The TSS Pre-Collision System is designed to help avoid or reduce the impact speed and damage in certain frontal collisions only. The Pedestrian and Bicycle Detection system is designed to detect a pedestrian and bicyclist ahead of the vehicle, determine if impact is imminent and help reduce impact speed. It is not a substitute for safe and attentive driving. System effectiveness depends on many factors, such as speed, size and position of pedestrians and bicyclists, driver input and weather, light and road conditions. Do not overly rely on the Intuitive Intersection Support system. Always visually confirm that it is safe to proceed. System may not operate depending on the traffic conditions and intersection configuration. Intersection Support will NOT detect pedestrians crossing the road in the same direction as the vehicle. Emergency Steering Assist may not operate if an oncoming vehicle or an obstacle that would prevent a safe evasive manoeuvre are detected.

Automatic High Beam: Automatic High Beam system operates at speeds above approximately 34 km/h. Factors such as a dirty windshield, variable weather, lighting conditions and hilly terrain will limit effectiveness, requiring the driver to manually turn it off.

Lane Departure Alert with Steering Assist: Lane Departure Alert with Steering Assist is designed to read lane markers under certain conditions and provide visual and audible alerts and slight steering force when lane departure is detected. It is not a collision-avoidance system or a substitute for safe and attentive driving.

Dynamic Radar Cruise Control: Dynamic Radar Cruise Control is designed to assist the driver and is not a collision-avoidance system or a substitute for safe and attentive driving practices. System effectiveness depends on many factors such as weather, traffic and road conditions.

Lane Tracing (Trace) Assist (LTA): Lane Tracing (Trace) Assist (LTA) is designed to read visible lane markers and detect other vehicles under certain conditions. When potential lane departure is detected, LTA provides a visual warning and either an audible alert or vibration in the steering wheel and can apply a slight steering force. It is not a collision-avoidance system or a substitute for safe and attentive driving. Effectiveness is dependent on many factors including road, weather and vehicle conditions.

Colours: Not all exterior and interior colour options are available for every model. Some colours are available at an additional cost. Contact your Dealer for more information.

Fuel efficiency estimates: Fuel efficiency estimates were determined using approved Government of Canada Test Methods. Actual fuel consumption will vary based on driving habits and other factors.

Blind Spot Monitor System and Rear Cross-Traffic Alert System: Do not rely exclusively on the Blind Spot Monitor System and Rear Cross-Traffic Alert System. They are not collision-avoidance systems or substitutes for safe and attentive driving. Short Range Key Fob Remote Start: Active DCM required. DCM is active during connected services trial periods or with a paid subscription for connected services. Waiving your connected services will deactivate the DCM.

Details on the above features can be found in the Owner's Manuals (available on-line at toyota.ca) or through your local Toyota Dealer and pertains specifically to vehicles sold in Canada at authorized Toyota dealerships only. Every effort has been made to ensure the specifications and equipment described are accurate based on information available at time of creation of this Product Summary. In some cases, certain changes in production capacity, standard equipment, options or product delays may occur which would not be automatically reflected in this Product Summary. Toyota Canada Inc. reserves the right to make these changes without notice or obligation. The Toyota website toyota.ca is updated regularly and it or your Toyota Dealer are your best source for up-to-date information.

Date and mileage limitations refer to whichever comes first from the date of first purchase. Warranty coverage is subject to other terms and conditions. Refer to applicable Warranty and Maintenance Guide for full details.